


Revised Course Chart



ASMBYC High Point Ser



#	Course	NM	Initial Mag BRG
0	<i>RC defined course</i>		

Downwind Finishes

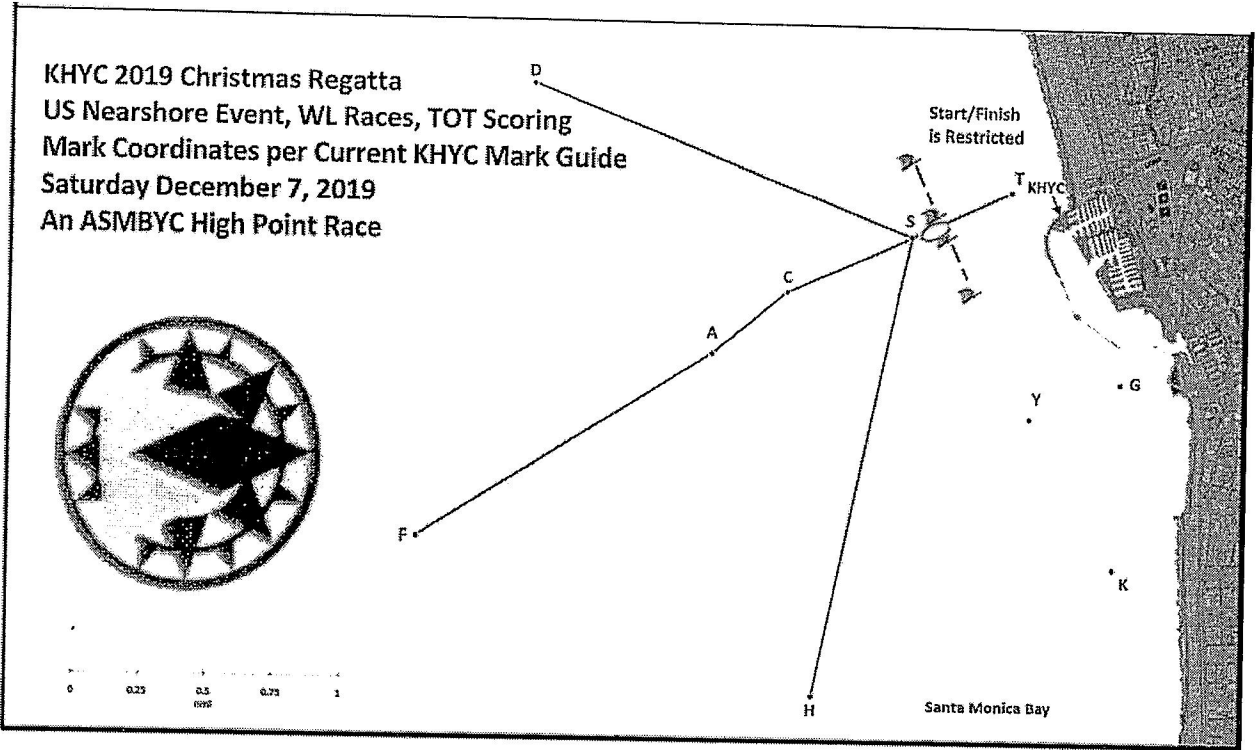
1	Start - D - Finish	3.0	276
2	Start - C - Finish	1.0	235
3	Start - A - Finish	1.7	229
4	Start - F - Finish	4.2	229
5	Start - A - C - A - Finish	2.4	229
6	Start - F - C - A - Finish	4.9	229
7	Start - H - Finish	3.1	180


Upwind Finishes

8	Start - C - T - Finish	1.8	235
9	Start - A - T - Finish	2.5	229
10	Start - A - C - A - T - Finish	3.2	229
11	Start - F - T - Finish	5.0	229

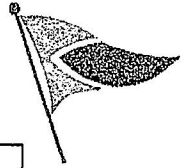
12	Start - T - C - Finish	1.8	055°
13	Start - T - A - Finish	2.5	049°
14	Start - T - A - C - A - Finish	3.2	049°
15	Start - T - F - Finish	5.0	049°

Christmas Regatta - Race Area





ASMBYC High Point Ser



#	Course	NM	Initial Mag BRG
0	<i>RC defined course</i>		

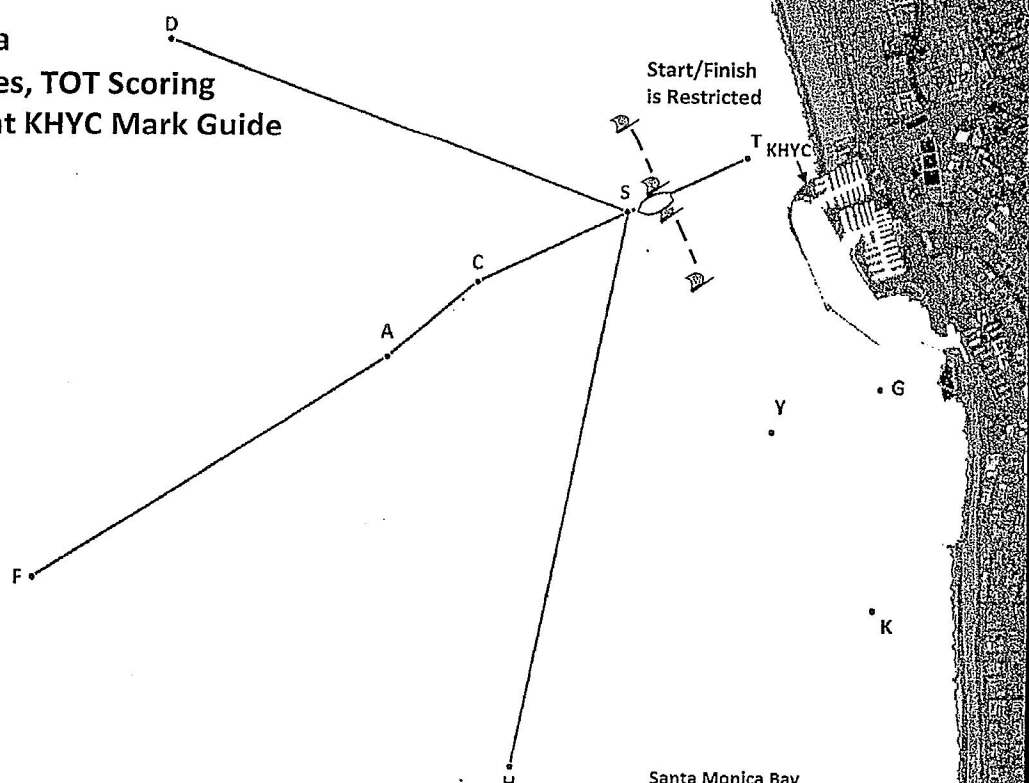

Downwind Finishes

1	Start - D - Finish	3.0	276
2	Start - C - Finish	1.0	235
3	Start - A - Finish	1.7	229
4	Start - F - Finish	4.2	229
5	Start - A - C - A - Finish	2.4	229
6	Start - F - C - A - Finish	4.9	229
7	Start - H - Finish	3.1	180

Upwind Finishes

8	Start - C - T - Finish	1.8	235
9	Start - A - T - Finish	2.5	229
10	Start - A - C - A - T - Finish	3.2	229
11	Start - F - T - Finish	5.0	229

KHYC 2019 Christmas Regatta
 US Nearshore Event, WL Races, TOT Scoring
 Mark Coordinates per Current KHYC Mark Guide
 Saturday December 7, 2019
 An ASMBYC High Point Race



Santa Monica Bay